

GATEWAY & ANTENNA

Match-Up Guide

This Guide shows Mobile Mark Antennas that are COMPATIBLE with your **ERICSSON**  Router.

MOBILE ROUTERS



IoT ROUTERS



BRANCH ROUTERS



GATEWAY & ANTENNA

Match-Up Guide

This Guide shows Mobile Mark Antennas that are COMPATIBLE with your **ERICSSON**  **MOBILE ROUTERS.**



IBR1700-1200M-B



IBR1700-600M



IBR900-1200M-B



R1900 Series



IBR900-600M



R920 Series



R980 Series



SMD Series



MXF Series



LLP Series



NXD Series



PSKN5-626-S



IWG-1575



LTM Series

GATEWAY & ANTENNA

Match-Up Guide

This Guide shows Mobile Mark Antennas that are COMPATIBLE with your **ERICSSON** **R920 Series** Router



	4G LTE & 5G-Ready 617-6000 MHz		GNSS	WiFi 2.4-2.5 & 4.9-7.125 GHz Dual-band		2.4 GHz Bluetooth
Connections:	1	2	3	4	5	6
Option #1						
LTMG608-3C3C3J3J2C (2x 5G/LTE, 3x WiFi 6E, 1x GNSS)	√	√	√	√	√	√
Option #2						
LTMG508-3C3C3J3J2C (2x 5G/LTE, 2x WiFi 6E, 1x GNSS)	√	√	√	√	√	
Option #3						
LLPG508-3C3C3J3J2C (2x 5G/LTE, 2x WiFi 6E, 1x GNSS)	√	√	√	√	√	
Option #4						
MXFG508-3C3C3J3J2C (2x 5G/LTE, 2x WiFi 6E, 1x GNSS)	√	√	√	√	√	

ANTENNA CONNECTION NOTES:
 Cellular antenna elements attached with LL-195 cable and SMA plug connectors, coverage from 617 - 6000 MHz.
 WiFi antennas elements attached with LL-195 cable and Rev Pol SMA plug connectors, coverage on 2.4-2.5 GHz / 4.9-7.125 GHz.
 Please Note, that one of the WiFi connections will be used for Bluetooth at 2.4 GHz.
 GNSS antenna element attached with RG-174 cable and SMA Plug. Cable length typically 15-feet but can be specified.
 LTM, LLP, and MXF radomes available in either Black or White.

GATEWAY & ANTENNA

Match-Up Guide

This Guide shows Mobile Mark Antennas that are COMPATIBLE with your **ERICSSON** **IBR1700-1200M-B** Router



FRONT



BACK



Connections:	4G LTE & 5G 617 - 7200 MHz				GNSS	WiFi 2.4 & 5 GHz Dual-band						
	1	2	3	4		5	6	7	8	9	10	11
Option #1												
LTMWG946-A3CB3CW3JG2C (4x 5G/LTE, 6x WiFi 6E, 1x GNSS)	√	√	√	√	√	√	√	√	√	√	√	√
Option #2												
LTMWG944-A3CB3CW3JG2C (4x 5G/LTE, 4x WiFi 6E, 1x GNSS)	√	√	√	√	√	√	√	√	√			
SMD-W-3J3J (2x WiFi)											√	√
Option #3												
LTMWG942-A3CB3CW3JG2C (4x 5G/LTE, 2x WiFi 6E, 1x GNSS)	√	√	√	√	√						√	√
NXD-W-7JX4 (4x WiFi)						√	√	√	√			
Option #4												
MXG944-CJC (4x 5G/LTE, 4x WiFi 6E, 1x GNSS)	√	√	√	√	√	√	√	√	√	√		
NXD-W-7JX2 (2x WiFi)											√	√

ANTENNA CONNECTION NOTES:

Cellular antenna elements attached with LL-195 cable and SMA plug connectors. WiFi antennas elements attached with LL-195 cable (LMR-100 cable for NXD) and Rev Pol SMA plug connectors. GNSS antenna element attached with RG-174 cable and SMA Plug. Cable length typically 15-feet but can be specified. LTM, SMD, and MX radomes available in either Black or White. NXD radome available in Black. For in-vehicle WiFi coverage, mount the SMD-W or the NXD-W inside the vehicle. WiFi antennas can be mounted inside the vehicle, e.g. bus, for in-vehicle passenger WiFi coverage.

GATEWAY & ANTENNA

Match-Up Guide

This Guide shows Mobile Mark Antennas that are COMPATIBLE with your **ERICSSON** **IBR1700-600M** Router



FRONT



BACK



	LTE ADVANCED 694 - 3700 MHz		GNSS	WiFi 2.4 & 5 GHz Dual-band					
Connections:	1	2	3	4	5	6	7	8	9
Option #1									
LTMG702-3C3C3J3J3J2C (2x LTE, 4x WiFi, 1x GNSS)	√	√	√	√	√	√	√		
SMD-W-3J3J (2x WiFi)								√	√
Option #2									
LTMG702-3C3C3J3J3J2C (2x LTE, 4x WiFi, 1x GNSS)	√	√	√	√	√	√	√		
NXD-W-7JX2 (2x WiFi)								√	√
Option #3									
LTMG502-3C3C3J3J2C (2x LTE, 2x WiFi, 1x GNSS)	√	√	√					√	√
LTM404-3J3J3J3J or NXD-W-7JX4 (4x WiFi)				√	√	√	√		

ANTENNA CONNECTION NOTES:

Cellular antenna elements attached with LL-195 cable and SMA plug connectors.
 WiFi antennas elements attached with LL-195 cable (LMR-100 cable for NXD) and Rev Pol SMA plug connectors.
 GNSS antenna element attached with RG-174 cable and SMA Plug. Cable length typically 15-feet but can be specified.
 LTM & SMD radomes available in either Black or White. NXD radome available in Black.
 For in-vehicle WiFi coverage, mount the SMD-W or the NXD-W inside the vehicle.
 WiFi antennas can be mounted inside the vehicle, e.g. bus, for in-vehicle passenger WiFi coverage.

GATEWAY & ANTENNA

Match-Up Guide

This Guide shows Mobile Mark Antennas that are COMPATIBLE with your **ERICSSON**  **IBR900-1200M-B** Router



	4G LTE & 5G Ready 617 - 6000 MHz		GNSS	WiFi 2.4 & 5 GHz Dual-band		
	Connections:	1	2	3	4	5
Option #1						
LTMG508-3C3C3J3J2C (2x 5G/LTE, 2x WiFi, 1x GNSS)	√	√	√	√	√	√
Option #2						
LLPG508-3C3C3J3J2C (2x 5G/LTE, 2x WiFi, 1x GNSS)	√	√	√	√	√	√

ANTENNA CONNECTION NOTES:
 Cellular antenna elements attached with LL-195 cable and SMA plug connectors.
 WiFi antennas elements attached with LL-195 cable and Rev Pol SMA plug connectors.
 GNSS antenna element attached with RG-174 cable and SMA Plug. Cable length typically 15-feet but can be specified.
 LTM & LLP radomes available in either Black or White.

GATEWAY & ANTENNA

Match-Up Guide

This Guide shows Mobile Mark Antennas that are COMPATIBLE with your **ERICSSON**  **IBR900-600M** Router



	LTE ADVANCED 694 - 3700 MHz		GNSS	WiFi 2.4 & 5 GHz Dual-band	
	1	2	3	4	5
Connections:					
Option #1					
LTMG502-3C3C3J3J2C (2x LTE, 2x WiFi, 1x GNSS)	√	√	√	√	√
Option #2					
LLPG502-3C3C3J3J2C (2x LTE, 2x WiFi, 1x GNSS)	√	√	√	√	√
Option #3					
MXFG502-3C3C3J3J2C (2x LTE, 2x WiFi, 1x GNSS)	√	√	√	√	√

ANTENNA CONNECTION NOTES:

Cellular antenna elements attached with LL-195 cable and SMA plug connectors.
 WiFi antennas elements attached with LL-195 cable and Rev Pol SMA plug connectors.
 GNSS antenna element attached with RG-174 cable and SMA Plug. Cable length typically 15-feet but can be specified.
 LTM & SMD radomes available in either Black or White. MXF radome available in Black.

GATEWAY & ANTENNA

Match-Up Guide



This Guide shows Mobile Mark Antennas that are COMPATIBLE with your **ERICSSON R980** Router



Connections:	4G LTE & 5G 617 - 7200 MHz				GNSS	WiFi 2.4 & 5 GHz Dual-band	
	1	2	3	4	5	6	7
Option #1 (Exterior WiFi)							
LTMWG942-A3CB3CW3JG2C (4x 5G/LTE, 2x WiFi 6E, 1x GNSS)	√	√	√	√	√	√	√
Option #2 (Exterior WiFi)							
MXG942-CJC (4x 5G/LTE, 2x WiFi 6E, 1x GNSS)	√	√	√	√	√	√	√
Option #3 (Interior WiFi)							
LTMWG940-A3CB3C00G2C (4x 5G/LTE, 1x GNSS)	√	√	√	√	√		
NXD-W-7JX2 (2x WiFi 6E)						√	√
Option #4 (Interior WiFi)							
MXG940-CC (4x 5G/LTE, 1x GNSS)	√	√	√	√	√		
NXD-W-7JX2 (2x WiFi 6E)						√	√

ANTENNA CONNECTION NOTES:

Cellular antenna elements attached with LL-195 cable and SMA plug connectors.

WiFi antennas elements attached with LL-195 cable and Rev Pol SMA plug connectors.

GNSS antenna element attached with RG-174 cable and SMA Plug. Cable length typically 15-feet but can be specified.

LTM, MX, and NXW radomes available in either Black or White.

GATEWAY & ANTENNA

Match-Up Guide

This Guide shows Mobile Mark Antennas that are COMPATIBLE with your **ERICSSON R1900 Series** Router



	4G LTE & 5G-Ready 617-6000 MHz				GNSS	WiFi 2.4 & 7.125 GHz Dual-band		2.4 GHz Bluetooth
Connections:	1	2	3	4	5	6	7	8
Option #1								
LTMWG943-A3CB3CW3JG2C (4x 5G/LTE, 3x WiFi 6E, 1x GNSS)	√	√	√	√	√	√	√	√
Option #2								
LTMWG940-A3CB3C00G2C (4x 5G/LTE & 1x GNSS)	√	√	√	√	√			
NXD-W-7JX3 (3x WiFi)						√	√	√
Option #3 - Passenger Rail Solution								
PR-LTMG508-91C91C91J91J71C (2x Sub-6 5G, 2x WiFi, 1x GNSS)	√	√			√	√	√	
Option #4								
MXG944-CJC (4x/5G LTE, 4x WiFi 6E, 1x GNSS)	√	√	√	√	√	√	√	√
Option #5								
MXG940-CC (4x 5G/LTE & 1x GNSS)	√	√	√	√	√			
NXD-W-7JX3 (3x WiFi)						√	√	√
Option #6								
LTMG608-3C3C3J3J2C (2x 5G/LTE, 3x WiFi, 1x GNSS)	√	√			√	√	√	√
LTM308-3C3C00 (2x 5G/LTE)			√	√				

ANTENNA CONNECTION NOTES:

Cellular antenna elements attached with LL-195 cable and SMA plug connectors, coverage from 617 - 7200 MHz. WiFi antennas elements attached with LL-195 cable and Rev Pol SMA plug connectors, coverage on 2.4-2.5 GHz / 4.9-7.125 GHz. Please Note, that one of the WiFi connections will be used for Bluetooth at 2.4 GHz. GNSS antenna element attached with RG-174 cable and SMA Plug. Cable length typically 15-feet but can be specified. LTM, LLP, and MX radomes available in either Black or White. NXD-W radome is available in Black.

GATEWAY & ANTENNA

Match-Up Guide

This Guide shows Mobile Mark Antennas that are COMPATIBLE with your **ERICSSON**  **IoT ROUTERS.**



IBR900-1200M-B



IBR200



IBR600C-150M



R500-PLTE (Cat 7)



IBR900-600M



S700 Series



S400 Series



S450 Series



SMD Series




MXF Series



LLP Series



NXD Series



PSKN5-626-S



CVW Series



LTM Series

GATEWAY & ANTENNA

Match-Up Guide

This Guide shows Mobile Mark Antennas that are COMPATIBLE with your **ERICSSON** **IBR900-1200M-B** Router



	4G LTE & 5G Ready 617 - 6000 MHz		GNSS	WiFi 2.4 & 5 GHz Dual-band		
	Connections:	1	2	3	4	5
Option #1						
LTMG508-3C3C3J3J2C (2x 5G/LTE, 2x WiFi, 1x GNSS)	√	√	√	√	√	√
Option #2						
LLPG508-3C3C3J3J2C (2x 5G/LTE, 2x WiFi, 1x GNSS)	√	√	√	√	√	√

ANTENNA CONNECTION NOTES:
 Cellular antenna elements attached with LL-195 cable and SMA plug connectors.
 WiFi antennas elements attached with LL-195 cable and Rev Pol SMA plug connectors.
 GNSS antenna element attached with RG-174 cable and SMA Plug. Cable length typically 15-feet but can be specified.
 LTM & LLP radomes available in either Black or White.

GATEWAY & ANTENNA

Match-Up Guide

This Guide shows Mobile Mark Antennas that are COMPATIBLE with your **ERICSSON** **IBR900-600M** Router



	LTE ADVANCED 694 - 3700 MHz		GNSS	WiFi 2.4 & 5 GHz Dual-band		
	Connections:	1	2	3	4	5
Option #1						
LTMG502-3C3C3J3J2C (2x LTE, 2x WiFi, 1x GNSS)		√	√	√	√	√
Option #2						
LLPG502-3C3C3J3J2C (2x LTE, 2x WiFi, 1x GNSS)		√	√	√	√	√
Option #3						
CVWG508-7C7C7J7J2C (2x LTE, 2x WiFi, 1x GNSS)		√	√	√	√	√

ANTENNA CONNECTION NOTES:

Cellular antenna elements attached with LL-195 cable and SMA plug connectors. WiFi antennas elements attached with LL-195 cable and Rev Pol SMA plug connectors.

GNSS antenna element attached with RG-174 cable and SMA Plug. Cable length typically 15-feet but can be specified.

CVW Series antenna elements attached with LMR-100 cables.

LTM & LLP radomes available in either Black or White. MXF radome available in Black.

GATEWAY & ANTENNA

Match-Up Guide

This Guide shows Mobile Mark Antennas that are COMPATIBLE with your **ERICSSON** **IBR200** Router



FRONT



BACK

	Cellular LTE 746 - 2155 MHz		WiFi 2.4 & 5 GHz Dual-band	Passive GNSS
Connections:	1	2	3	Internal
Option #1				
LTM402-3C3C3J00 (2x LTE & 1x WiFi) 694 - 3700 MHz	√	√	√	
Option #2				
LLP402-3C3C3J00 (2x LTE & 1x WiFi) 694 - 3700 MHz	√	√	√	
Option #3				
CVWG508-7C7C7J2C (2x LTE & 1x WiFi) 694 - 3700 MHz	√	√	√	

ANTENNA CONNECTION NOTES:

Cellular antenna elements attached with LL-195 cable and SMA plug connectors. WiFi antennas elements attached with LL-195 cable and Rev Pol SMA plug connectors. The IBR200 Series Router comes with an Internal GNSS Element, therefore No External GNSS Connection Available. CVW Series antenna elements attached with LMR-100 cables. LTM & LLP radomes available in either Black or White. MXF radome available in Black.

GATEWAY & ANTENNA

Match-Up Guide

This Guide shows Mobile Mark Antennas that are COMPATIBLE with your **ERICSSON** **IBR600C-150M** Router



	4G LTE & 5G-Ready 617-6000 MHz		GNSS	WiFi 2.4 & 5 GHz Dual-band		
	Connections:	1	2	3	4	5
Option #1						
LTMG508-3C3C3J3J2C (2x 5G/LTE, 2x WiFi, 1x GNSS)	√	√	√	√	√	√
Option #2						
LLPG508-3C3C3J3J2C (2x 5G/LTE, 2x WiFi, 1x GNSS)	√	√	√	√	√	√
Option #3						
CWVG508-7C7C7J7J2C (2x 5G/LTE, 2x WiFi, 1x GNSS)	√	√	√	√	√	√

ANTENNA CONNECTION NOTES:

Cellular antenna elements attached with LL-195 cable and SMA plug connectors. WiFi antennas elements attached with LL-195 cable and Rev Pol SMA plug connectors.
 GNSS antenna element attached with RG-174 cable and SMA Plug. Cable length typically 15-feet but can be specified.
 CWV Series antenna elements attached with LMR-100 cables.
 LTM & LLP radomes available in either Black or White. MXF radome available in Black.

GATEWAY & ANTENNA

Match-Up Guide

This Guide shows Mobile Mark Antennas that are COMPATIBLE with your **ERICSSON**  **S700 Series** Router



	4G LTE & 5G-Ready 617-6000 MHz		GNSS	WiFi 2.4 & 5 GHz Dual-band	
	1	2	3	4	5
Connections:					
Option #1					
LTMG508-3C3C3J3J2C (2x 5G/LTE, 2x WiFi, 1x GNSS)	√	√	√	√	√
Option #2					
LLPG508-3C3C3J3J2C (2x 5G/LTE, 2x WiFi, 1x GNSS)	√	√	√	√	√
Option #3					
CVWG508-7C7C7J7J2C (2x 5G/LTE, 2x WiFi, 1x GNSS)	√	√	√	√	√

ANTENNA CONNECTION NOTES:

Cellular antenna elements attached with LL-195 cable and SMA plug connectors. WiFi antennas elements attached with LL-195 cable and Rev Pol SMA plug connectors.

GNSS antenna element attached with RG-174 cable and SMA Plug. Cable length typically 15-feet but can be specified.


CVW Series antenna elements attached with LMR-100 cables.

LTM & LLP radomes available in either Black or White. MXF radome available in Black.

GATEWAY & ANTENNA

Match-Up Guide

This Guide shows Mobile Mark Antennas that are COMPATIBLE with your **ERICSSON S400 Series** Router



	4G LTE & 5G-Ready 617-6000 MHz		WiFi 2.4 & 5 GHz Dual-band
Connections:	1	2	3
Option #1			
LTMG408-3C3C3J00 (2x LTE, 1x WiFi)	√	√	√
Option #2			
LLPG408-3C3C3J00 (2x LTE, 1x WiFi)	√	√	√
Option #3			
RM-WB1-3C (1x LTE)	√		
RM-WB1-3C (1x LTE)		√	
RM-WHF-3J (1x WiFi)			√

ANTENNA CONNECTION NOTES:

Cellular antenna elements attached with LL-195 cable and SMA plug connectors. WiFi antennas elements attached with LL-195 cable and Rev Pol SMA plug connectors.


Cable length typically 15-feet but can be specified.

LTM, LLP, and RM radomes available in either Black or White.

GATEWAY & ANTENNA

Match-Up Guide

This Guide shows Mobile Mark Antennas that are COMPATIBLE with your **ERICSSON S450 Series** Router



	4G LTE & 5G-Ready 617-6000 MHz		GNSS
	Connections: 1	2	3
Option #1			
SMWG-318-3C3C2C (2x LTE, 1x GNSS)	√	√	√
Option #2			
LTMG308-3C3C2C (2x LTE, 1x GNSS)	√	√	√
Option #3			
LLPG308-3C3C2C (2x LTE, 1x GNSS)	√	√	√

ANTENNA CONNECTION NOTES:

Cellular antenna elements attached with LL-195 cable and SMA plug connectors. GNSS antenna element attached with RG-174 cable and SMA Plug.

Cable length typically 15-feet but can be specified.

LTM, LLP, and SMW radomes available in either Black or White.

GATEWAY & ANTENNA

Match-Up Guide

This Guide shows Mobile Mark Antennas that are COMPATIBLE with your **ERICSSON R500-PLTE (CAT 7)** Router



FRONT



BACK

	Advanced LTE 3400 - 3800 MHz		GNSS	WiFi 2.4 & 5 GHz Dual-band	
	1	2		4	5
Connections:					
Option #1					
LTMG508-3C3C3J3J2C (2x 5G/LTE, 2x WiFi, 1x GNSS)	√	√	√	√	√
Option #2					
LLPG508-3C3C3J3J2C (2x 5G/LTE, 2x WiFi, 1x GNSS)	√	√	√	√	√
Option #3					
CVWG508-7C7C7J7J2C (2x 5G/LTE, 2x WiFi 6E, 1x GNSS)	√	√	√	√	√

ANTENNA CONNECTION NOTES:

Cellular antenna elements attached with LL-195 cable and SMA plug connectors. WiFi antennas elements attached with LL-195 cable and Rev Pol SMA plug connectors.
 GNSS antenna element attached with RG-174 cable and SMA Plug. Cable length typically 15-feet but can be specified
 CVW Series antenna elements attached with LMR-100 cables.
 LTM & LLP radomes available in either Black or White. CVW radome is available in Black.

GATEWAY & ANTENNA

Match-Up Guide

This Guide shows Mobile Mark Antennas that are COMPATIBLE with your **ERICSSON**  **BRANCH ROUTERS.**



E100 Series



E300 Cat 4 & Cat 7



E300 Cat 18



E3000



L950 Series



AER2200 Series




W1850 Series 5G Adapter



W1855 Series 5G Adapter



SMD Series



MXF Series



LLP Series



NXD Series



BPN942



PSKN5-626-S



IWG-1575



LTM Series



CVW Series



Y42700WB-2X

GATEWAY & ANTENNA

Match-Up Guide

This Guide shows Mobile Mark Antennas that are COMPATIBLE with your **ERICSSON E100 Series** Router



	4G LTE & 5G-Ready 617-6000 MHz		GNSS
	Connections:	1	2
Option #1			
PSKN5-626-S (Single Element Device Antenna)	√		
PSKN5-626-S (Single Element Device Antenna)		√	
MAG-NAV-2C (Single Element Glass Mount)			√
Option #2			
LTMG308-3C3C2C (2x 5G/LTE & 1x GNSS)	√	√	√
Option #3			
LLPG308-3C3C2C (2x 5G/LTE & 1x GNSS)	√	√	√
Option #4			
BPN920-3C002C (2x 5G/LTE & 1x GNSS)	√	√	√

ANTENNA CONNECTION NOTES:

Cellular antenna elements attached with LL-195 cable and SMA Plug connectors, coverage from 617 - 6000 MHz.
 PSKN5-626-S provides an SMA Plug Connection. The MAG-NAV provides 10 Feet of Cable, But Custom Lengths are Available.
 GNSS antenna element attached with RG-174 cable and SMA Plug. Cable length typically 15-feet but can be specified.
 LTM, LLP, and MAG-NAV radomes available in either Black or White. PSKN5-626 is available in Black. BPN is available in White.

GATEWAY & ANTENNA

Match-Up Guide

This Guide shows Mobile Mark Antennas that are COMPATIBLE with your **ERICSSON E300 Series Cat 4 & Cat 7** Router



	4G LTE & 5G-Ready 617-6000 MHz		GNSS
Connections:	1	2	3
Option #1			
PSKN5-626-S (Single Element Device Antenna)	√		
PSKN5-626-S (Single Element Device Antenna)		√	
IWG-1575-2C (Single Element Glass Mount)			√
Option #2			
Y42700WB-2X (2x MIMO 5G/LTE)	√	√	
IWG-1575-2C (Single Element Glass Mount)			√
Option #3			
LTMG308-3C3C2C (2x 5G/LTE & 1x GNSS)	√	√	√
Option #4			
BPN920-3C002C (2x 5G/LTE & 1x GNSS)	√	√	√

ANTENNA CONNECTION NOTES:

Cellular antenna elements attached with LL-195 cable and SMA Plug connectors, coverage from 617 - 6000 MHz. PSKN5-626-S provides an SMA Plug Connection and a Reverse Polarity Option is available. GNSS antenna element attached with RG-174 cable and SMA Plug. Cable length typically 15-feet but can be specified. Y42700WB-2X attached with 12" (305 mm) Cable Pigtail with 'N' Jack (Female) Connector Custom Cable Assemblies with SMA Plug end Needed and Sold Separately. LTM and LLP radomes available in either Black or White. PSKN5-626 & IWG-1575 radomes are available in Black. BPN radome is available in White. These Routers provide an internal WiFi Element.

© 2024 Mobile Mark, Inc.

GATEWAY & ANTENNA

Match-Up Guide

This Guide shows Mobile Mark Antennas that are COMPATIBLE with your **ERICSSON E300 Series Cat 18** Router



LTM Series



Y42700WB-2X



BPN Series



PSKN5-626 Series



IWG-1575



Connections:	4G LTE & 5G-Ready 617-6000 MHz				GNSS
	1	2	3	4	5
Option #1					
LTMWG940-A3CB3C00G2C (4x 5G Sub-6 & 1x GNSS)	√	√	√	√	√
Option #2					
BPN940-3C002C (4x 5G/LTE & 1x GNSS)	√	√	√	√	√
Option #3					
Y42700WB-2X (2x MIMO 5G/LTE)	√	√			
Y42700WB-2X (2x MIMO 5G/LTE)			√	√	
IWG-1575-2C (Single Element Glass Mount)					√
Option #4 - Without GNSS					
PSKN5-626-S (1x 5G/LTE)	√				
PSKN5-626-S (1x 5G/LTE)		√			
PSKN5-626-S (1x 5G/LTE)			√		
PSKN5-626-S (1x 5G/LTE)				√	


ANTENNA CONNECTION NOTES:

Cellular antenna elements attached with LL-195 cable and SMA Plug connectors, coverage from 617 - 6000 MHz. GNSS antenna element attached with RG-174 cable and SMA Plug. Cable length typically 15-feet but can be specified. Y42700WB-2X attached with 12" (305 mm) Cable Pigtail with 'N' Jack (Female) Connector Custom Cable Assemblies with SMA Plug end Needed and Sold Separately. LTM & LLP radomes available in either Black or White. The BPN is available in White. PSKN available in Black with SMA Plug connector. IWG-1575 available in Black. Antenna Matches above for Cradlepoint E300 Series Cat 18. These Routers provide an internal WiFi Element.

GATEWAY & ANTENNA

Match-Up Guide

This Guide shows Mobile Mark Antennas that are COMPATIBLE with your **ERICSSON E3000 Series** Router



	4G LTE & 5G-Ready 617-6000 MHz				GNSS	WiFi 2.4 & 5 GHz Dual-band				
Connections:	1	2	3	4	5	6	7	8	9	
Option #1										
LTMWG944-A3CB3CW3JG2C (4x 5G/LTE, 4x WiFi 6E, 1x GNSS)	√	√	√	√	√	√	√	√	√	√
Option #2										
Y42700WB-2X (2x MIMO 5G/LTE)	√	√								
Y42700WB-2X (2x MIMO 5G/LTE)			√	√						
IWG-1575-2C (Single Element Glass Mount)					√					
PSKN4-W6E-RS (Single Element Device Antenna)						√				
PSKN4-W6E-RS (Single Element Device Antenna)							√			
PSKN4-W6E-RS (Single Element Device Antenna)								√		
PSKN4-W6E-RS (Single Element Device Antenna)									√	
Option #3										
BPNG942-3C2J2C (4x 5G/LTE, 2x WiFi 6E, 1x GNSS)	√	√	√	√	√	√	√			
PSKN4-W6E-RS (Single Element Device Antenna)								√		
PSKN4-W6E-RS (Single Element Device Antenna)									√	


ANTENNA CONNECTION NOTES:

Cellular antenna elements attached with LL-195 cable and SMA Plug connectors, coverage from 617 - 6000 MHz. Y42700WB-2X attached with 12" (305 mm) Cable Pigtail with 'N' Jack (Female) Connector Custom Cable Assemblies with SMA Plug end Needed and Sold Separately. LTM & BPN WiFi antenna elements attached with LL-195 and Rev Pol SMA Plug connectors. PSKN WiFi 6E elements attached with Rev Pol SMA Plug Connector. GNSS antenna element attached with RG-174 cable and SMA Plug. Cable length typically 15-feet but can be specified. BPN standard 3ft cable length and available in White. LTM radome available in either Black or White. PSKN & IWG-1575 Available in Black.

GATEWAY & ANTENNA

Match-Up Guide

This Guide shows Mobile Mark Antennas that are COMPATIBLE with your **ERICSSON** **L950 Series LTE** Adapter



	LTE 617 - 6000 MHz	
Connections:	1	2
Option #1		
CVW302-2C2C00-BLK (2x LTE)	√	√
Option #2		
PSKN5-626-S (1x LTE)	√	
PSKN5-626-S (1x LTE)		√
Option #3		
LTM302-3C3C00 (2x LTE)	√	√
Option #4		
Y42700WB-2X (2x LTE)	√	√
Option #4		
SMW-208-3C3C (2x MIMO 5G)	√	√

ANTENNA CONNECTION NOTES:

All products are attached with SMA Plugs (Male). CVW Series antenna elements attached with RG-174 cables. Y42700WB-2X provides 12" (305 mm) Cable Pigtail with 'N' Jack (Female) Connector and Custom Cable Assemblies with SMA Plug (Male) Connector Needed to Connect with Router. Custom Lengths are Available. PSKN5-626, Y42700WB-2X, and CVW Series are available in Black Only. LTM and SMW Series are available in Black or White.

GATEWAY & ANTENNA

Match-Up Guide

This Guide shows Mobile Mark Antennas that are COMPATIBLE with your **ERICSSON** **AER2200-1200M-B** Modem



[BACK](#)

	4G LTE & 5G-Ready 617-6000 MHz		GNSS	WiFi 2.4/5 GHz		WiFi 5 GHz		OPTIONAL Removable Modem: MC400-600M			
	Connections:	1		2	3	4	5	6	7	LTE	LTE
Option #1 - with Optional Removable Modem											
LTMWG944-A3CB3CW3JG2C (4x 5G/LTE, 4x WiFi 6E, 1x GNSS)	√	√	√	√	√	√	√	√	√	√	
IWG-1575-2C (1x GNSS)											√
Option #2 - Without Optional Removable Modem											
LLPG709-3C3C3J3J3J2C (2x 5G/LTE, 4x WiFi 6E, 1x GNSS)	√	√	√	√	√	√	√	√			
Option #3 - Without Optional Removable Modem											
LTMG708-3C3C3J3J3J2C (2x 5G/LTE, 4x WiFi 6E, 1x GNSS)	√	√	√	√	√	√	√	√			
Option #4 - Without Optional Removable Modem & NO GNSS											
2x PSKN5-626-S (2x 5G/LTE)	√	√									
4x PSKN4-W6E-RS (4x WiFi 6E)					√	√	√	√			

ANTENNA CONNECTION NOTES:

Cellular antenna elements attached with LL-195 cable and SMA Plug connectors; coverage from 617 - 6000 MHz.

WiFi antenna elements attached with LL-195 cable and Reverse Polarity SMA Plug Connectors; WiFi 6E Coverage up to 7.125 GHz.

GNSS antenna element attached with RG-174 cable and SMA Plug. Cable length typically 15-feet but can be specified.

PSKN Device Antennas directly screw in. LTM & LLP radomes available in either Black or White. PSKN & IWG-1575 radomes are available in Black.

GATEWAY & ANTENNA

Match-Up Guide



This Guide shows Mobile Mark Antennas that are COMPATIBLE with your **ERICSSON** **W1850 Series 5G** Adapter



	5G/LTE 617 - 6000 MHz			
Connections:	1	2	3	4
Option #1				
BPN942-3C0000 (4x 5G/LTE)	√	√	√	√
Option #2				
Y42700WB-2X (2x 5G/LTE)	√	√		
Y42700WB-2X (2x 5G/LTE)			√	√
Option #3				
LTMWG940-A3CB3C0000 (4x 5G/LTE)	√	√	√	√
Option #4				
PSKN5-626-S (1x 5G/LTE)	√			
PSKN5-626-S (1x 5G/LTE)		√		
PSKN5-626-S (1x 5G/LTE)			√	
PSKN5-626-S (1x 5G/LTE)				√

ANTENNA CONNECTION NOTES:

LTM, PSKN, & BPN Series attached with SMA Plugs (Male). LTM & BPN provide LL-195 Cables.
 Y42700WB-2X provides 12" (305 mm) Cable Pigtail with 'N' Jack (Female) Connector and Custom Cable Assemblies with SMA Plug (Male) Connector Needed to Connect with Router. Custom Lengths are Available.
 LTM radome available in either Black or White. PSKN5-626, Y42700WB-2X is available in Black. BPN942 available in White Only.

GATEWAY & ANTENNA

Match-Up Guide



This Guide shows Mobile Mark Antennas that are COMPATIBLE with your **ERICSSON** **W1855 Series 5G** Adapter



	5G/LTE 617 - 6000 MHz			
Connections:	1	2	3	4
Option #1				
LTMW940-A3XB3X0000 (2x 5G/LTE)	√	√	√	√
Option #2				
BPN940-3X0000 (2x 5G/LTE)	√	√	√	√
Option #3				
Y42700WB-2X (2x 5G/LTE)	√	√		
Y42700WB-2X (2x 5G/LTE)			√	√

ANTENNA CONNECTION NOTES:

LTM & BPN Series attached with SMA Plugs (Male). LTM & BPN provide LL-195 Cables.

Y42700WB-2X provides 12" (305 mm) Cable Pigtail with 'N' Jack (Female) Connector and Custom Cable Assemblies with SMA Plug (Male) Connector Needed to Connect with Router. Custom Lengths are Available.

LTM radome available in either Black or White. PSKN5-626, Y42700WB-2X is available in Black. BPN942 available in White Only.