

SMW-413 Series Antennas

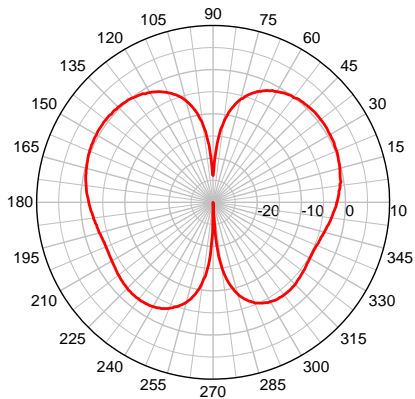
Surface Mount Multi-Band Antenna with GPS (1575 MHz) Cable #4

2 dBi Gain, Frequency (694-894 MHz & 1.7-2.7 GHz) Cable #1

5 dBi Gain, Frequency (1700-2700) Cable #2 and #3

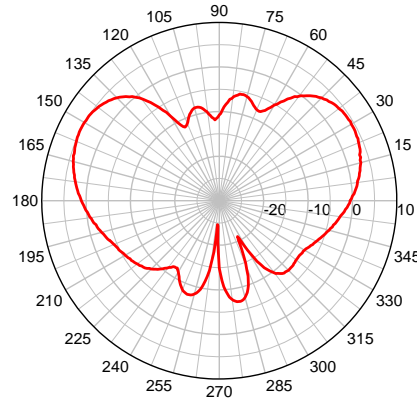
Cable #1

SMW 700 MHz Band – Elevation Plot



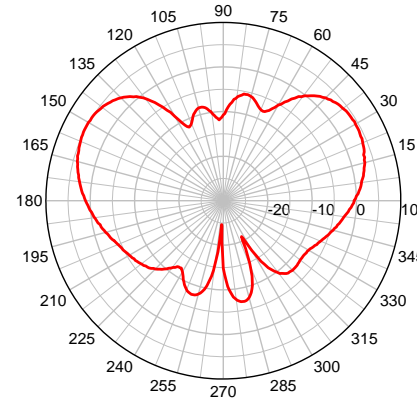
Cable#1

SMW-1900 MHz Band-Elevation



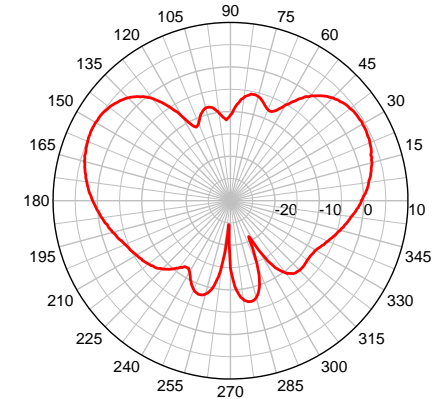
Cable #2

SMW 1.7 to 2.7 GHz – Elevation Plot



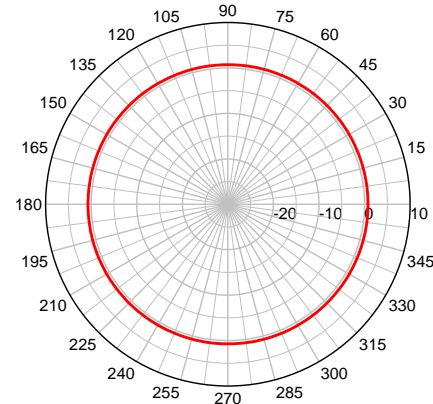
Cable #3

SMW 1.7 to 2.7 GHz- Elevation



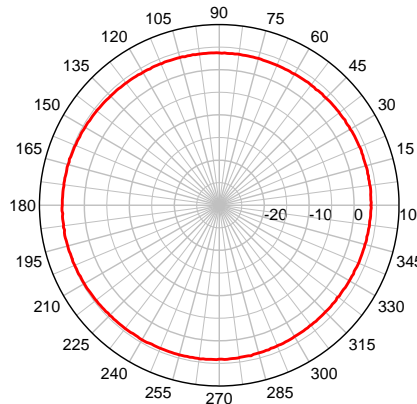
Cable #1

SMW 700 MHz Band – Azimuth Plot



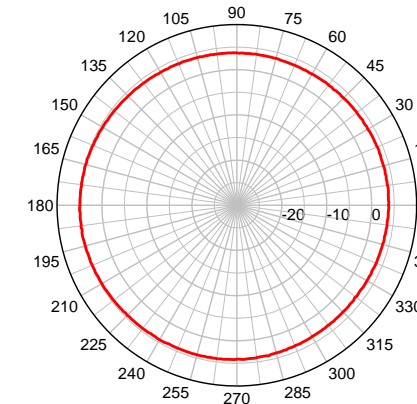
Cable#1

SMW-1900 MHz Band-Azimuth



Cable #2

SMW 1.7 to 2.7 GHz – Azimuth Plot



Cable #3

SMW 1.7 to 2.7 GHz – Azimuth Plot

